

Scaled data based on original data using
LM-79-08 Approved Method: Electrical and Photometric Measurements of Solid-
State Lighting Products

Test Report Prepared for
Cooper Lighting Solutions
(formerly Eaton)

Brand: McGRAW-EDISON

Report Number: P945839

Luminaire Tested: **GALN-SB1C-935-U-5NQ**

Issue Date: 1/21/2025

Test Information

Test Method: LM-79-08
Report Number: P945839
TEST IS SCALED FROM IESNA LM-79-08 TEST DATA (G2-2411-289-18)
Test Lab: INNOVATION CENTER
Issue Date: 1/21/2025
Manufacturer: COOPER LIGHTING SOLUTIONS (FORMERLY EATON)
Product Line: McGRAW-EDISON
Catalog Number: GALN-SB1C-935-U-5NQ
Description: GALLEON AREA AND ROADWAY HIGH DENSITY LED LUMINAIRE
(1) 90 CRI, 3500K, 615mA LIGHTSQUARE WITH 26 LEDS AND TYPE V NARROW OPTICS
Light Source: -
Ballast/Driver: -

Summary

Lumens per Lamp: N/A
Luminaire Lumens: 5461 lumens
Efficiency: N/A
Efficacy: 100.4 lumens/watt
Luminous Opening: Rectangular (W 0.5' x L: 0.5' x H: 0')
IES Classification: Type V - Short
BUG Rating: B2 - U0 - G1

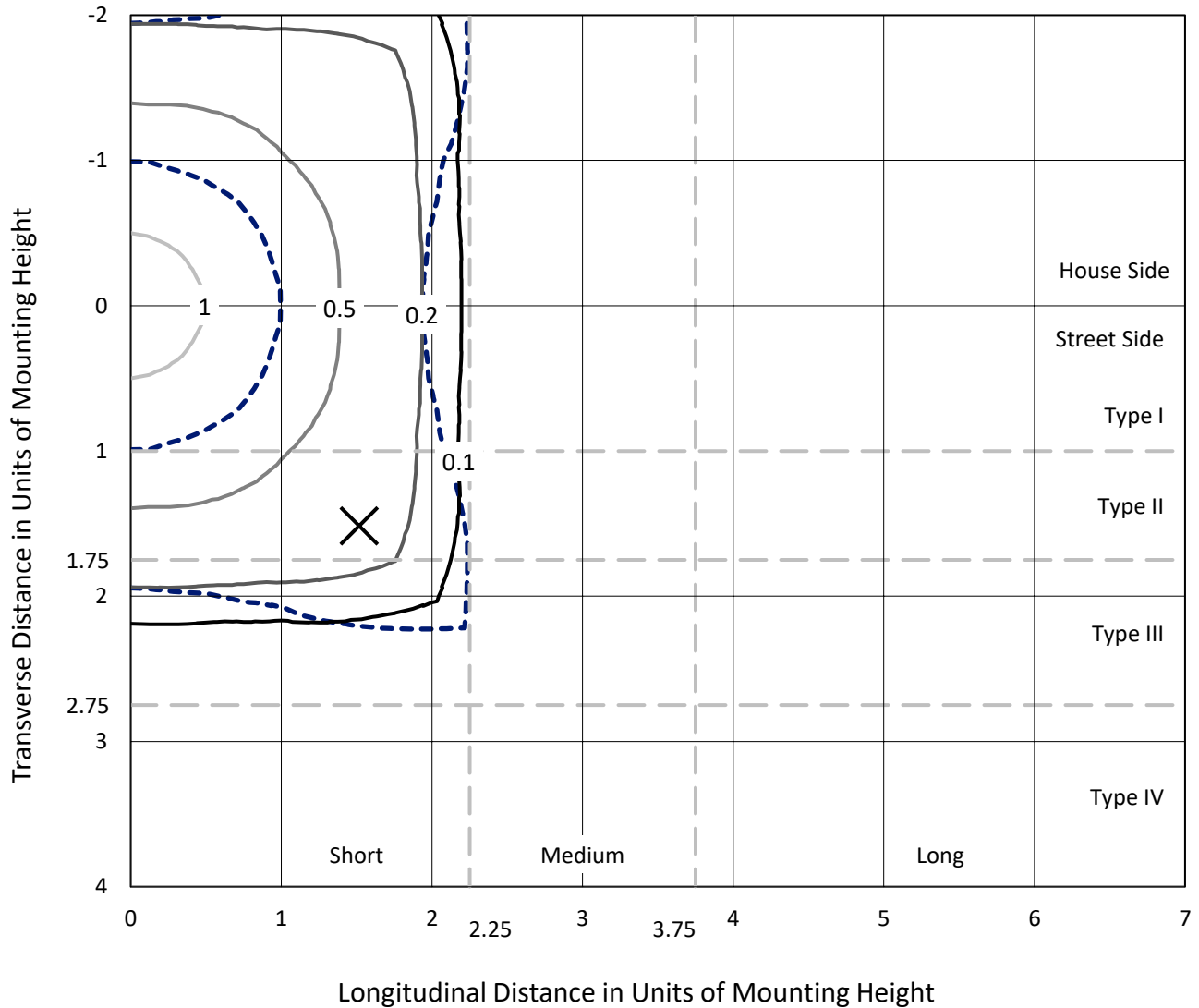
Input Watts (W): 54.4
Input Voltage (V): NR
Input Current (Ain): NR
Voltage Rise (V): NR
Power Factor: NR
Total Harmonic Distortion (THDi): NR
Frequency (hertz): 60
Stabilization Time: NR
Operation Time: NR
Ambient Temperature (°C): NR
Test Distance: 24 FT



REPORT NUMBER: P945839
 CATALOG NUMBER: GALN-SB1C-935-U-5NQ

Iso-Footcandle Lines of Horizontal Illumination

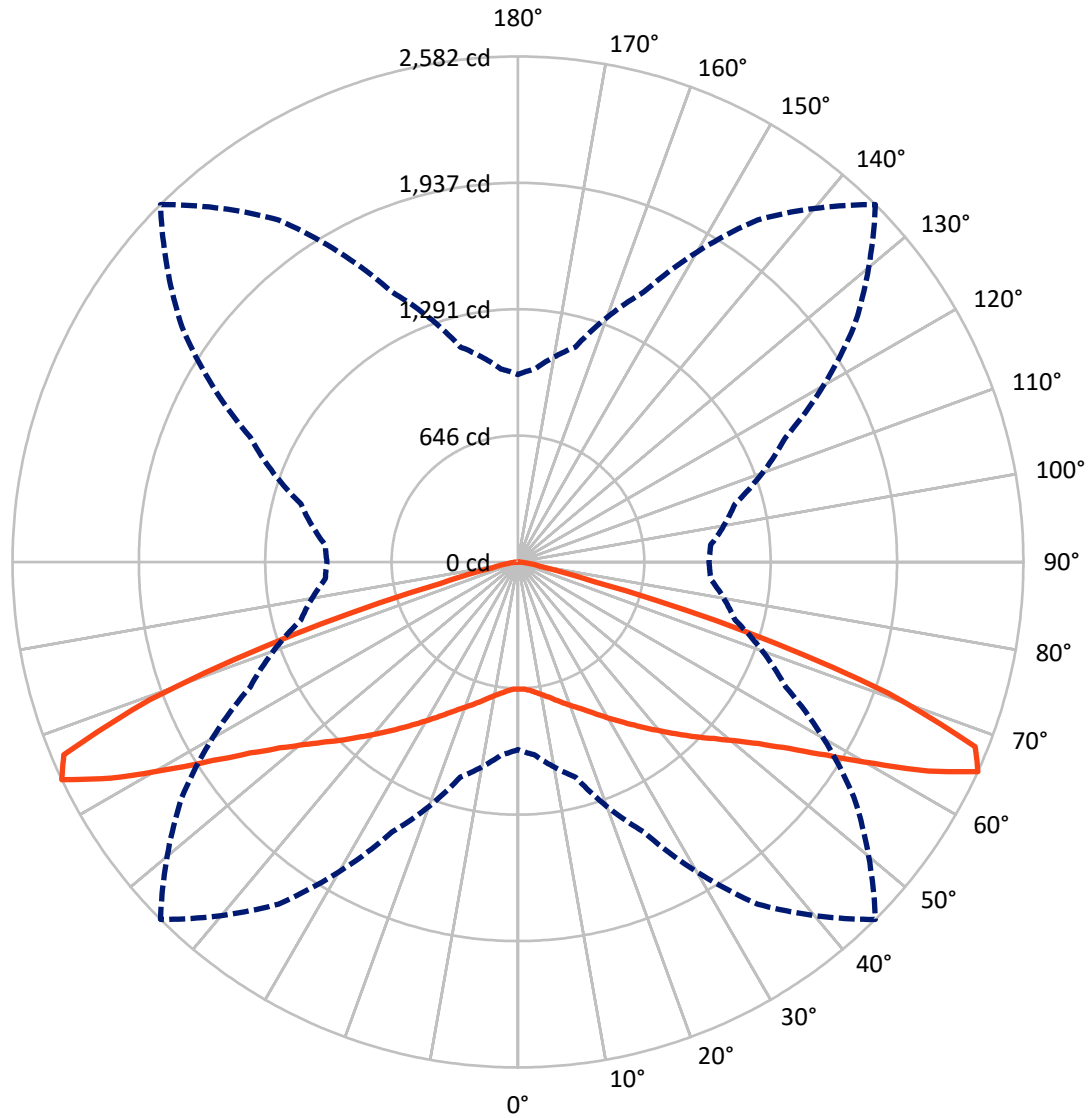
✕ Max cd
 - - - 1/2 Max cd



Based on 25 foot mounting height. Maximum calculated value = 1.1 fc
 Type V - Short - N/A

REPORT NUMBER: P945839
CATALOG NUMBER: GALN-SB1C-935-U-5NQ

Luminous Intensity Polar Plot



— Vertical Plane Through 45-Deg Lateral - - - Horizontal Cone Through 65-Deg Vertical

REPORT NUMBER: P945839
 CATALOG NUMBER: GALN-SB1C-935-U-5NQ

FLUX DISTRIBUTION:

		Downward	Upward	Total
House Side	Lumens	2730.5	0.0	2730.5
	% Fixture	50.0	0.0	50.0
Street Side	Lumens	2730.5	0.0	2730.5
	% Fixture	50.0	0.0	50.0
Total	Lumens	5461.0	0.0	5461.0
	% Fixture	100.0	0.0	100.0

ZONAL LUMENS:

Zone	Lumens	% Fixture
0°-10°	64.1	1.2
10°-20°	209.3	3.8
20°-30°	395.2	7.2
30°-40°	647.1	11.8
40°-50°	1003.3	18.4
50°-60°	1482.1	27.1
60°-70°	1410.8	25.8
70°-80°	227.7	4.2
80°-90°	21.5	0.4
90°-100°	0.0	0.0
100°-110°	0.0	0.0
110°-120°	0.0	0.0
120°-130°	0.0	0.0
130°-140°	0.0	0.0
140°-150°	0.0	0.0
150°-160°	0.0	0.0
160°-170°	0.0	0.0
170°-180°	0.0	0.0
0°-90°	5461.0	100.0
0°-180°	5461.0	100.0

Coefficient of Utilization



REPORT NUMBER: P945839

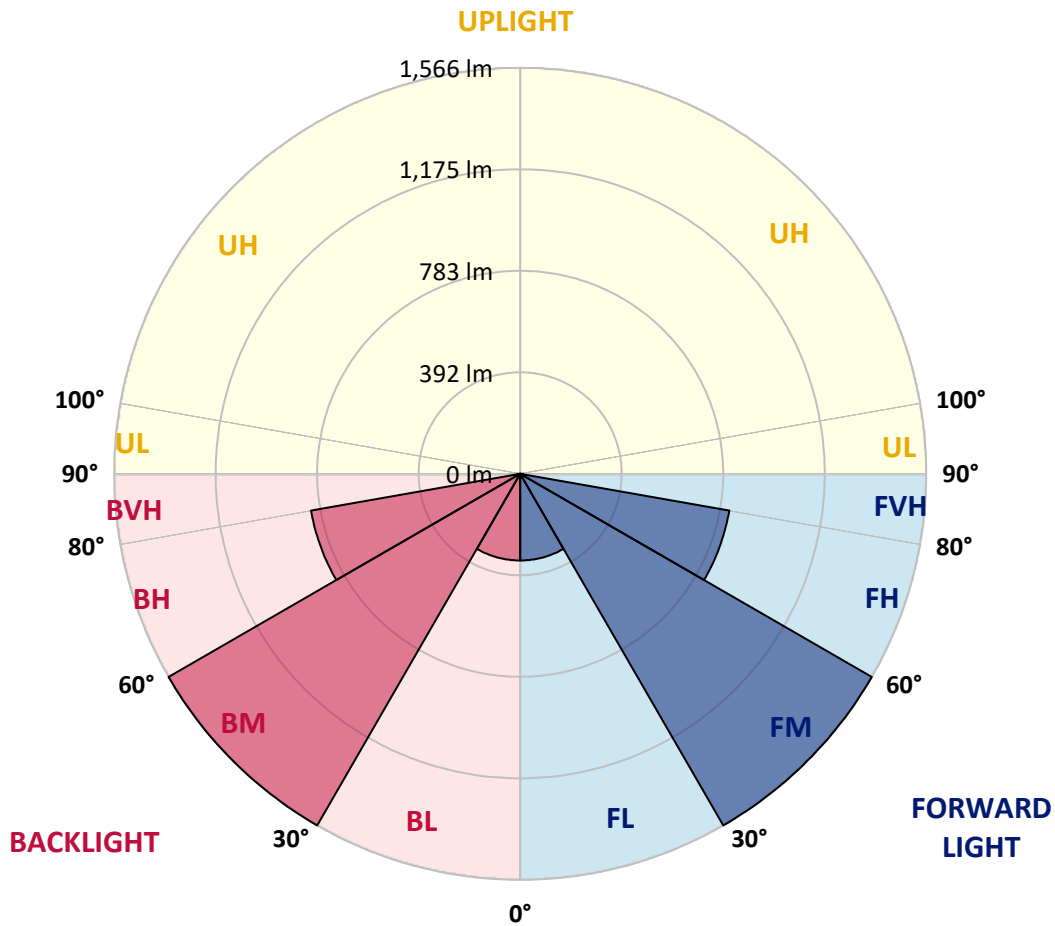
CATALOG NUMBER: GALN-SB1C-935-U-5NQ

LUMINAIRE CLASSIFICATION SYSTEM LUMEN TABLE AND BUG RATING:

Zone	Lumens	% Fixture	Zone Rating/Lumen Limit		
			B	U	G
FL (0°-30°)	334.3	6.1			
FM (30°-60°)	1566.2	28.7			
FH (60°-80°)	819.2	15.0			G1/1800
FVH (80°-90°)	10.7	0.2			G1/100
BL (0°-30°)	334.3	6.1	B1/500		
BM (30°-60°)	1566.2	28.7	B2/2500		
BH (60°-80°)	819.2	15.0	B2/1000		G1/1800
BVH (80°-90°)	10.7	0.2			G1/100
UL (90°-100°)	0.0	0.0		U0/0	
UH (100°-180°)	0.0	0.0		U0/0	

BUG Rating: B2-U0-G1

Type V Short



REPORT NUMBER: P945839

CATALOG NUMBER: GALN-SB1C-935-U-5NQ

CANDELA DISTRIBUTION (FULL):

	0°	5°	15°	25°	35°	45°	55°	65°	75°	85°
0°	649.9	649.9	649.9	649.9	649.9	649.9	649.9	649.9	649.9	649.9
2.5°	654.3	652.1	653.7	652.4	651.3	650.2	650.7	652.7	653.5	653.7
5°	663.1	661.1	662.0	662.0	660.1	659.5	659.8	661.1	662.8	662.8
7.5°	677.3	675.4	677.3	676.2	674.6	674.0	673.8	674.8	677.3	677.3
10°	694.6	692.4	693.5	692.9	691.0	690.2	689.9	691.6	693.8	693.5
12.5°	713.5	711.0	712.4	710.7	710.2	709.4	709.4	709.1	710.5	709.4
15°	734.6	732.9	733.5	732.4	733.2	732.7	730.5	729.4	729.9	728.3
17.5°	759.5	755.7	757.6	757.0	757.0	758.1	754.6	753.2	754.3	752.7
20°	788.3	784.4	785.3	784.2	782.8	783.9	779.5	780.6	781.4	780.3
22.5°	819.8	814.9	814.6	815.1	812.1	812.4	809.4	812.1	813.8	810.7
25°	852.1	846.9	850.5	849.1	845.3	846.1	843.9	846.6	848.0	844.2
27.5°	886.4	882.8	886.1	886.9	882.3	885.5	882.3	884.7	886.1	880.3
30°	926.4	922.8	925.8	928.0	922.5	927.7	925.0	926.6	926.9	920.1
32.5°	969.9	964.5	972.1	973.2	967.2	973.5	969.9	972.1	973.5	964.2
35°	1023.1	1016.2	1025.0	1023.6	1018.4	1023.6	1020.4	1023.6	1026.9	1015.7
37.5°	1080.4	1073.2	1082.6	1080.1	1075.2	1078.7	1076.8	1079.0	1084.2	1072.1
40°	1143.4	1134.6	1147.2	1142.8	1138.2	1137.6	1138.7	1140.1	1146.9	1133.5
42.5°	1210.8	1201.5	1220.4	1213.5	1206.9	1202.6	1206.1	1208.9	1215.4	1200.4
45°	1287.8	1277.1	1301.7	1293.5	1283.1	1274.1	1279.8	1283.9	1293.5	1275.4
47.5°	1372.7	1360.7	1387.0	1384.5	1367.5	1347.8	1360.9	1372.7	1379.8	1357.9
50°	1455.7	1446.4	1480.9	1484.0	1463.1	1435.5	1453.8	1471.6	1473.5	1444.8
52.5°	1533.5	1524.2	1574.4	1593.3	1574.6	1541.8	1561.2	1579.3	1564.8	1527.5
55°	1595.7	1588.1	1651.9	1700.7	1707.0	1679.9	1691.4	1690.8	1643.1	1585.9
57.5°	1610.8	1609.7	1690.3	1793.6	1859.3	1862.6	1839.9	1781.8	1679.0	1602.0
60°	1542.3	1549.2	1659.9	1842.1	2017.4	2090.3	1991.9	1826.2	1638.2	1531.4
62.5°	1337.4	1355.4	1488.9	1782.9	2145.1	2352.2	2113.9	1758.8	1470.5	1331.1
65°	958.4	989.9	1137.3	1521.5	2133.6	2582.4	2096.3	1509.2	1148.3	987.5
67.5°	434.8	466.9	592.1	1041.7	1854.7	2519.9	1850.3	1052.7	621.7	468.5
70°	157.5	163.0	203.3	417.0	1185.3	2007.8	1236.0	420.0	216.2	173.7
72.5°	95.3	96.2	104.7	149.3	411.8	1219.0	429.3	154.3	106.9	94.8
75°	60.6	60.0	74.5	91.2	146.0	411.3	153.2	91.2	74.3	67.7
77.5°	43.6	44.9	53.4	68.2	92.1	139.5	90.4	65.2	53.4	43.8
80°	32.6	33.4	38.9	53.2	64.7	86.9	57.5	48.2	40.3	27.4
82.5°	23.6	23.6	25.5	38.6	39.5	46.9	31.2	34.0	26.6	19.5
85°	14.0	13.7	15.9	23.0	20.5	17.3	14.2	20.8	16.7	12.1
87.5°	4.9	5.2	4.9	6.6	5.5	4.7	4.4	5.8	4.7	4.1
90°	0.0	0.0	0.0	0.0	0.0	0.0	0.0	0.0	0.0	0.0

(END C

90°
649.9
653.7
662.8
676.5
692.9
709.9
728.5
754.0
782.8
813.8
848.6
884.7
924.2
970.5
1022.5
1079.5
1137.9
1208.3
1284.8
1365.3
1448.3
1528.6
1587.8
1597.1
1518.7
1322.8
975.7
461.7
171.5
96.4
68.2
44.7
28.2
19.5
11.8
3.8
0.0

OF REPORT)